



# Organisation of a Sanctioned Competition of the International Mounted Games Association

2026 VERSION

## 1. Introduction

- Scope of application of this document
- Terminology

## 2. Schedule

- Phase 1: Preparation
- Phase 2: Competition
- Phase 3: Follow-up

## 3. Specifications / Details

- Requirements for The Location and On-site Facilities
- Arena-side Facilities
- Appointment of Officials
- Health, Safety, and Security
- Eligibility
- Hospitality
- Information and Publicity
- Live Streaming

## 4. Running the competition itself

- General structure for competitions
- Team competitions
- Pairs competitions
- Individual competitions
- Management of entries

## Annexes:

1. Checklists for Organisers - Application and Bidding, Pre-Competition Inspection	<b>Page 26</b>
2. Competition and Pre-Competition Checklists	<b>Page 28</b>
a. <i>Organisers / Personnel</i>	28
b. <i>The Site / Stabling / Services</i>	29
c. <i>The Arena and Equipment</i>	31
3. Competition Checklists - Roles and Responsibilities	<b>Page 33</b>
a. <i>Site Manager</i>	34
b. <i>Arena Manager</i>	35
c. <i>Communications/ Public Relations Coordinator</i>	37
d. <i>Pony / Stable Manager</i>	38
e. <i>Food Service Manager</i>	39
f. <i>Health and Safety/Pony Welfare Officer/ Veterinarian/ Farrier</i>	40
4. Post-competition reports	<b>41</b>
5. Medical support	<b>42</b>
6. Cancellation or re-scheduling	<b>44</b>
7. Nations Team Championship	<b>46</b>
8. Games	<b>48</b>
9. Scoring	<b>51</b>
10. Trophies and Presentations	<b>52</b>



# Organisation of a Sanctioned Competition of the International Mounted Games Association

## 1. Introduction

The aim of this document is to provide guidance to hosts/organisers for the successful organisation of IMGA sanctioned Mounted Games competitions.

The content has been taken from the Rule Book, other official IMGA documents, and discussions and agreements reached by the International Representatives at IMGA's annual meetings and documented in the official records of those meetings.

Much of what is presented here is simply "common sense" or "what everyone knows" but is worth having clearly defined as a reference for the organisers/hosts of competitions, and as a definitive source for the resolution of disputes which may arise.

The task of organising and running a major competition is long and complex, and it is hoped that this document will assist in planning and running such a competition - this is the definitive guide to all requirements for IMGA sanctioned competitions.

### Document Updates

As a single source for all reference information concerning the organisation of IMGA sanctioned Mounted Games competitions, this document is updated annually. The review is based on feedback and discussions to ensure that it remains useful and relevant.

Input **should** be provided by the organisers of the current year's competitions, including

- Lessons learned
- Practical advice
- Do's and don'ts

Unless indicated otherwise, changes to this document are effective immediately and **should** be included even for competitions already in the planning stages. Where this is not possible, due to commitments already made, or because of the physical constraints of the venue, then this **should** be reported to IMGA.

**Suggestion:** Please immediately report any errors or omissions in this document to IMGA.

### Scope of application of this document

Currently covered by this document are those competitions agreed-upon as "IMGA sanctioned". They are listed in the Rule Book under GR14.1:

- IMGA World Team Championship (Open and Under18)
- IMGA World Pairs Championship (Open, U18, U15, and U12)
- IMGA World Individual Championship (Open, U18, U15, and U12)
- IMGA European Team Championship (Open, U18, U15, and U12)
- IMGA European Individual Championship (Open, U18, U15 and U12)
- IMGA Nations Team Championship (Open)

### Terminology

This document contains "guidance" for competition organisers, with differing levels of compliance required.

- Some points are simply good advice, based on past experiences and known to produce good quality results – noted as **suggestions**.



# Organisation of a Sanctioned Competition of the International Mounted Games Association

- Other recommendations may be stronger, but still not compulsory, recognised by use of the word **should**.
- Rules and requirements which absolutely must be followed are labelled **must**.
- Since a certain amount of judgement needs to be applied when using this document, every attempt has been made to differentiate among the different levels.

Key Word	Degree of Compliance Required
Suggestion	Good advice
Should	Nice to have, not essential, but highly recommended
Must	Essential requirement

## 2. Schedule

### Phase 1: Preparation

#### *Bidding to host the competition*

Applications to host major competitions are considered at the IMGA Annual General Meeting (AGM) usually held in November or December each year.

Applications are made at the IMGA AGM three years in advance of the competition. For example, in November 2025, applications to host competitions to be held during 2028 will be considered.

For more detail, refer to "Procedures of the International Mounted Games Association - Procedure 3: Allocation of Hosting for IMGA Sanctioned Competitions".

**(See also Annex 1 Checklists for Organisers – Application and Bidding)**

When the application is made, some of the information may not yet be available, but the bidders must provide as much information as possible so that the pros and cons of different bids can be considered at the meeting.

In the case of more than one bid, the International Representatives vote to select the successful bid/application. Their decision is based on several factors, of which the quality of the bid plays a large part.

A key condition of accepting a bid is that the bidders deliver the competition event according to their original proposal, i.e. all requirements set out in this document are to be delivered as specified, including sub-contracted services provided by any other group or organisation.

#### **Outline plans**

At the IMGA AGM two years before the competition (i.e., one year after the applicant has been selected), e.g., November 2025 for competitions in 2027, an outline plan for the event **must** be available. This reflects detailed developments in the original application.

The selected host must be able to demonstrate that progress is being made according to the planned schedule, even if all precise details are not yet available. The study and resolution of any unforeseen problems **must** be documented.

If this cannot be done, then the ability of the hosts to deliver the competition needs to be reviewed and alternatives considered by IMGA.

**(See also Annex 1 Checklists for Organisers – Application and Bidding)**



# Organisation of a Sanctioned Competition of the International Mounted Games Association

## ***Final planning presentation***

At the IMGA Annual General Meeting of the year prior to the event, for example November 2025 for competitions being held in 2026, a detailed presentation **must** be available.

In addition to the further development of the previous year's outline plan, this **must** include specific information. It is clearly in the interests of the organisers to know as early as possible how many riders/teams will take part.

**Suggestion:** Offer discounts to encourage early registration of entries and payment.  
**(See also Annex 1 Checklists for Organisers – Application and Bidding)**

## ***Pre-competition visit***

Inspection decisions are made at the AGM in the year prior to the competition. Compliance with this document is verified using checklists prepared by IMGA.

### **New competition venues:**

One pre-competition visit **should** take place to check:

- The infrastructure
- The equipment
- Progress of preparations

### **Established venues and organisers** (well-known from previous competitions):

- Visit may not be necessary

Inspections **must** be:

- Done well in advance of the competition to allow organisers time to correct any problems noted during the visit.
- Completed independently of the competition organisers:
  - By a referee nominated by the Chief Referee, and
  - An individual nominated by the IMGA Officials

An Inspection report **must** be prepared by the inspectors, sent to the Chief Referee and IMGA Officials for review and approval, then forwarded to the organisers for corrective action as necessary.

**(See also Annex 1 Checklists for Organisers – Pre-Competition Inspection)**

## ***Managing entries***

For many competitions the Teams/Pairs/Individuals eligible to take part are obvious:

- **World Team Championship** – national teams of all IMGA member countries.
- **World Pairs Championship** – open to members of IMGA-affiliated countries.
- **World Individual Championship** - open to members of IMGA-affiliated countries.
- **European Team Championship** - only teams from European member countries.
- **European Individuals** – available to all member countries including non-European countries riding under the 'white flag' provision.
- **Nations Team Championship** - non-European countries only.

**(See Annex 7 – Nations Team Championship)**

If the number of entries must be limited for Individual and Pairs competitions, refer to the separate document "*Management of Entries*" on the IMGA Website



# Organisation of a Sanctioned Competition of the International Mounted Games Association

## Suggestion:

Establish critical dates and available entry spaces and post on:

- IMGA website
- Official IMGA Facebook page
- Organisers' competition-specific website, Facebook page, Instagram, etc.

## Phase 2: Competition

- **Duration:** Competition takes place over several days
- **Arrival:** Several days preceding the competition for participants and ponies
  - Riders accustom themselves to 'borrowed' ponies
  - Training and practice
  - Program of social events

**(See Annex 2 – Competition and Pre-Competition Checklists)**

### *Setting the schedule for the competition*

**Preliminary schedule: must** be provided as quickly as possible (within 2 weeks after the close of entries)

Includes number of heats, arrival and departure dates, etc.

Allows sufficient time for travel visas, travel, and accommodation arrangements to be made

**Detailed, complete schedule: must** be provided before the competition starts

All concerned know what to do, where, and when

Organisers can generally set the schedule with a degree of freedom according to their own requirements, considering constraints due to:

- The structure of the competition
- The set sequence for some parts of the schedule e.g.:
  - The timing of the heats and the finals
- Ponies' race maximum of twenty-four (24) games per day

<b>Additional scheduling considerations:</b>	<b>Suggestions:</b>
*Local weather conditions extreme heat and/or humidity *See WBGT information – Readings and Index	*Start very early *Take a long midday break *Continue later in the evening *Avoid evening competition in conflict with scheduled social events
Two arenas running simultaneously Potentially increases possible entries Potentially reduces overall competition timeframe	*Ensure additional identical equipment *Provide same quality of commentary boxes, seating, live streaming, referees, and other officials *Clear emergency access to all arenas, warmup areas *Consider location relative to warmup, stables, competition arenas *All riders expect the same quality regardless of age group or arena
Shared facilities competitions run as part of a larger event	*Anticipate delays when scheduling for main arena time slot *Avoid overfilling schedule in your main arena time slot



# Organisation of a Sanctioned Competition of the International Mounted Games Association

	*Remain aware of schedule limits due to events in the arena
Contingency time Avoid overfilling the schedule 'dawn to dusk'	*Include 'slack time' for catch up due to unforeseen delays *Include allowance for arena maintenance *Include time for remarking lines, equipment marks *Include transition time between sessions – riders and officials *Gala preparation - Allow plenty of time after the finals and presentations, for participants to get ready
Safety considerations	*Schedule warmup and competition only when medical support team available *Ensure adequate light for evening competition

## ***Cancellation or rescheduling***

**(See Annex 6 – Cancellation or Rescheduling)**

## ***Insurance***

- Organisers **must** carry public liability insurance.
- Riders' member country organisations **must** ensure that all riders have their own public liability insurance and personal accident insurance valid for international equestrian competitions. This **must** be verified by the member country organisation as part of the entry confirmation process.
- Members of the public are encouraged to attend, and suitable insurance **must** be held to cover them.

## **Phase 3: Follow-up**

### ***Post-competition reports***

Once the competition has concluded, reports **must** be prepared by the organisers and by the Chief Referee and submitted to the IMGA Finance and Administration Officer. The organiser's report **must** provide financial details.

**(See Annex 4 – Post-competition Reports)**

## **3. Specifications / Details**

### **Requirements for the location and on-site facilities**

#### ***The Arena***


The arena dimensions and footing must comply with the specifications listed in the IMGA Rulebook. **(See Annex 2 – Competition and Pre-competition Checklists)**

***IMGA Four Camera and Eight Camera Setup*** – See Figure 1 below



# Organisation of a Sanctioned Competition of the International Mounted Games Association

Figure 1



## Arena-side facilities:

### a) The practice and warmup area

(See Annex 2 – Competition and Pre-competition Checklists)

### b) Ponies – See also IMGA policy document on pool ponies and their allocation:

<https://mounted-games.org/imga/documentation/docs/Pool%20Pony%20Allocation.pdf>

(See Annex 3 – Competition Checklists – Roles and Responsibilities)

- For World Team Championships there **must** be enough ponies to cover ALL teams from other continents.
- For World Individual and Pairs Championships the hosts decide how many ponies will be made available to riders from other continents. They **should** aim to have enough available to accommodate riders from other continents.
- For European Team and Individual Championships there is no requirement for the host country to provide ponies, host countries **should**, wherever possible, be prepared to satisfy requests for ponies from riders (individual competitors) travelling from other continents.
- Allowance **must** be made for suitable matching of riders to ponies in terms of height, weight, and ability; extra ponies must be available.



# Organisation of a Sanctioned Competition of the International Mounted Games Association

## **c) Stables**

### **(See Annex 2 – Competition and Pre-competition Checklists)**

- Stables **must** be provided in a secure area with no public access
- Strict fire precautions **must** be in place and enforced, with well-maintained and regularly inspected fire extinguishers available.
- Anyone found smoking **must** face strict disciplinary action in the form of immediate expulsion from the showground

## **d) Corrals and other enclosures**

For owners who prefer to keep their ponies in fenced areas instead of stables, space **should** be set aside where temporary enclosures can be set up with electric fences, if possible.

The risk of ponies escaping from temporary enclosures has to be weighed against the convenience:

- It is the responsibility of the owners of the ponies to:
  - Provide fencing,
  - Maintain the security of the fence
  - Accept any loss or damage caused if the fence is not secure and ponies escape

## **e) Accommodation Area**

### **(See Annex 2 and Annex 3)**

If a camping area is set up, either on-site or locally, then certain facilities **must** be provided:

- Team competitions usually require space for:
  - Pony transport vehicles - up to six lorries/floats/trailers per team
  - Additional vehicles
  - Tents/caravans
- Pairs and Individuals competitions the camping space required is much more difficult to estimate, depending on the total number of entries received.

Generally sufficient space for parking of cars, trailers, and trucks **must** be provided. In many cases pony transport vehicles are also used for accommodation – if conditions and surface material allow, this parking **should** be allowed within the camping area.

## **f) Social area**

### **(See Annex 2 – The Site/ Annex 3 – Site Manager)**

It is useful to have a “focal point” for the event – a central location for

- Meals
- Entertainment
- Social activities
- Meetings

## **g) Public area**

- Competitions must be open to the public, and so provision **must** be made for visitors.
- The publicly accessible area **must** be clearly defined, and public access to other areas **must** be restricted.



# Organisation of a Sanctioned Competition of the International Mounted Games Association

## ***h) Parking***

An area for public parking **should** be set aside at a convenient distance from the main arena but removed from it. Signs **should** be placed on approach roads to guide visitors to this parking area.

## ***i) Administration***

**(See Annex 2 – Competition and Pre-competition Checklists)**

An “operations centre” or secretaries' office is required from which the organisers can control the event and be easily contacted. Office opening hours must be advertised and available.

## ***j) Communications***

**(See Annex 2 – Competition and Pre-competition Checklists)**

The sound system for commentary during the competition, can usually be used for general announcements around the site. If distances between the stables, the warm-up area, and the arena are large, then an additional means of communication **should** be provided.

## **Appointment of Officials**

### **1. IMGA Officials**

The IMGA Officials will appoint one Official to be present at each competition.

### **2. Referees**

Referees for IMGA sanctioned competitions (4\* and 3\* referees) are selected by the International Representatives at the IMGA Annual General Meeting in the year prior to the competition. Other officials may be appointed directly by the organisers.

### **3. The Chief Referee**

If the IMGA Chief Referee is not one of the selected Referees for a competition, then the Chief Referee **must** appoint one of the selected Referees to act as Chief Referee for the event.

The Chief Referee for a competition is in overall control of the competition. His/her authority primarily relates to the arena and running a fair and equitable competition, but he/she is also represented on the Ground Jury (see below).

### **4. Qualified Assistant Referees**

The task of Assistant Referees is to provide the Referee with additional eyes and ears. They signal any infringement of the rules by raising a flag and report the details to the Referee after the end of the game.

Allocation of Assistant Referees is generally completed by the competition organiser with the approval of the Chief Referee.

For semi-finals and finals, the assistant referees **should** be appointed by the competition's Chief Referee

Assistant referees **must** have passed the IMGA Assistant Referee training course within the previous three years.

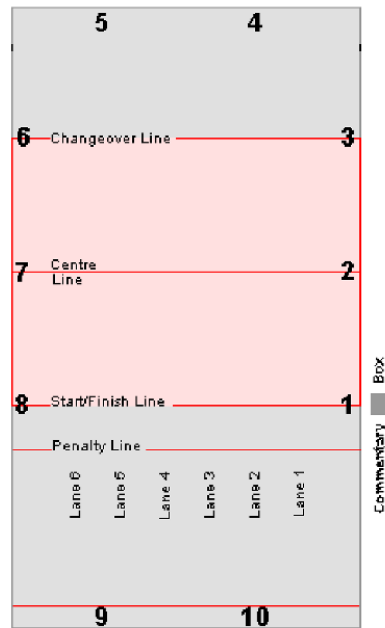
The number and positioning of Assistant Referees is covered by IMGA rules AO 3.1–3.6 – see *Figure 5 – Assistant Referees' Positions*



# Organisation of a Sanctioned Competition of the International Mounted Games Association

Figure 5

## Assistant Referees' positions



## 5. Judge(s) and Scorer(s)

Official	Number	Selection by	Task
<b>Judge</b>	One per session - <b>must</b>	Competition organisers	Record order of finish for each game Use video replay when necessary
<b>Scorer</b>		Competition organisers	Record points awarded to each rider/team as the competition progresses

When teams are competing in similar colours, the judges may request that one or more teams change their hat covers.

In Pairs competitions, pairs **must** be identified by wearing matching hat covers. Hat bands only are not good enough.

## 6. Scorer(s)

### MG Scoreboard– Professional Software for Mounted Games

MG Scoreboard is the official software for IMGA competitions and **must** be used for the calculation of draws. **Suggestion:** Score sheets may be included in livestream coverage.

Full information is available at MG Scoreboard link:

<https://www.mg-scoreboard.de/>



# Organisation of a Sanctioned Competition of the International Mounted Games Association

## 7. Commentator(s)

Commentators add expert opinion and information to allow the public to better understand and appreciate what is going on. They **must**, therefore, be professional, informative, and adapt their comments to a non-expert audience.

**Suggestion:** A few points of “best practice” for commentators:

- Preparation for the competition - provide useful background information to the audience whenever possible: on structure of the competition, previous winners, know the teams/riders, ensuring to pronounce their names correctly.
- Avoid influencing the decisions of Riders, Referee or Assistant Referees by highlighting any infringement of the rules.
- Public may not be knowledgeable about games, provide relevant explanation and try to link score updates to the teams competing.
- Give scores in multiple languages.
- Be entertaining and even amusing, but do not become too familiar.
- Acknowledge the referee, assistant referees, the members of the equipment group, and other officials.
- Make regular announcements about safety e.g., spectators remain out of the arena, no children sitting on the arena fence etc.
- Ensure that music chosen isn't offensive.

## 8. Equipment Marshall

**(See Annex 3 – Competition Checklists – Roles and Responsibilities)**

The Equipment Marshall, nominated by the competition organisers, is in overall control of the equipment. He/She **must** have a team of at least two assistants per lane.

The arena party / equipment team **must** be provided by the competitors' teams, pairs or individual.

It is the Equipment Marshall's responsibility to ensure that all equipment is correctly placed and is set out the same for all lanes. Assistant Referees **must** also check that equipment is correctly placed.

## 9. Ground Jury

While the Referee is in overall control of the arena, this group exists to enforce standards of behaviour on the rest of the showground, and to make decisions concerning the overall conduct and scheduling of the competition, whether to cancel a competition, or abandon it if it has already begun, under exceptional circumstances.

### ***IMGA Code of Conduct – relevant points:***

- A Ground Jury is made up of the Chief Referee or his/her nominated representative and at least two others, at least one of whom is a representative of IMGA, and at least one of whom is a representative of the host country. These members of the Ground Jury may ask others (for example the International Representative for the home country of the alleged offender) to also participate, if they consider it to be necessary.
- Depending on the subject under discussion and/or the people concerned, a conflict of interest may arise between a member of the Ground Jury and one of his/her immediate



# Organisation of a Sanctioned Competition of the International Mounted Games Association

family members. If this occurs, then the Ground Jury member concerned **must** withdraw and a replacement be appointed by the Chief Referee.

- “Immediate Family” covers partners, parents, children, stepchildren, fostered or adopted children, brothers, sisters, aunts, uncles, cousins, nephews, nieces, grandchildren, or grandparents, of either the individual concerned or his/her partner.
- “Partner” is defined as spouse or someone of either sex with whom the subject has a permanent relationship, and who co-habits in the same home.
- The Ground Jury **should**, ideally having looked at all the evidence, complete their deliberations and reach a timely conclusion during the competition; but if not appropriate **should** aim to reach a conclusion within fourteen days of the alleged offence taking place.
- If any penalty is decided, then the offender has fourteen (14) days in which to appeal the decision. The appeal is considered by a panel of three International Representatives appointed by IMGA. Where possible, these three International Representatives **should** be one from Europe, one from North America, and one from the Southern Hemisphere.
- Resolution of disputes arising over unpopular decisions by the Referee are outside the scope of the Ground Jury.

## 10. Stable Manager

The stables are a communal area, shared by everyone, and so certain standards of cleanliness and good order **must** be maintained. The Stable Manager is responsible for this, and his/her authority is backed up by the Ground Jury.

**(See Annex 1 – Checklists for Organisers and Pre-competition Visits)**

## Health, Safety, and Security

### 1. Health and Safety of Participants

An ambulance and qualified paramedic(s) services as required by the host country’s overarching federation or sports body **must** be available at all times while mounted games training or competition are taking place.

Depending on the location, the availability and type of services required may be very different.

**(See Annex 5 – Medical Support)**

#### **The Medical Team:**

- **Must** be given an arena-side location
- **Must** have a screened-off area or vehicle in which to examine a patient in privacy
- **Must** be in an area secured from indiscriminate access, but still clearly marked and allowing controlled access

### 2. Alcohol

IMGA’s policy on Alcohol and Breathalyser Testing **must** implemented - refer to these [guidelines](#).



# Organisation of a Sanctioned Competition of the International Mounted Games Association

## 3. Health and Safety of Ponies

- An equine veterinarian **must** be available on site during the competition and **should** be available during official practice sessions and **must** be on call at other times. The call-out time **should** not be more than twenty (20) minutes.
- A farrier **must** always be on call but preferably on-site during practice and competition.
- Contact details for the veterinary officer and farrier **must** be made available to all competitors and trainers and **must** be displayed in the stable area
- Ponies not conforming to import/export, passport, and vaccination requirements are not allowed to enter the competition site and **must** be immediately removed.
- There **must** be an incident response plan that includes who takes responsibility for actions during the competition.
- Each pony **must** undergo a 'trot up' soundness check conducted by the competition Veterinarian and the Referee prior to the competition
- Any pony found to be unfit for competition is not allowed to participate

**(See Annex 2 – the Site/Stabling/Services and Annex 3 – Health and Safety Officer)**

Throughout the competition, the Referee **must** be aware of any health problems which may arise with the participating ponies. The Referee may request the opinion of a vet and may remove any pony/rider combination from the competition. If the weight of the rider does not comply with IMGA restrictions, they may also be removed from the competition. Detailed information on these restrictions is available at:

<http://www.mounted-games.org/imqa/games/weight/index.html>

### **Wet Bulb Globe Thermometer (WBGT) policy:**

<https://www.mounted-games.org/imqa/documentation/docs/Policies%20Wet%20Bulb%202024.01%20en.pdf>

### **Trot up Policy:**

<https://www.mounted-games.org/imqa/documentation/docs/Policies%20Pony%20Soundness%202024.01%20en.pdf>

## 4. Security

Personal security (leaving valuables in tents, and so on) is the responsibility of the individuals concerned.

**(See Annex 2 – Competition and Pre-competition Checklists)**

## Eligibility

Entry to IMGA sanctioned competitions is restricted to members of IMGA-affiliated organisations.

The eligibility of riders to represent a country in international competitions is described in the Mounted Games Rule Book under *General Rule GR14*.

The IMGA Administrative Officer will send out a list of riders for the International Representatives to check their riders' eligibility and insurance coverage.



## Organisation of a Sanctioned Competition of the International Mounted Games Association

If this has all been checked prior to the competition, as a part of the processing of entries, then no further checks should be necessary at the start of or during the competition. However, if the eligibility of any rider to take part is challenged, then the checks on country membership or passport / birth certificate may have to be made.

Systematic checks before each session are not required, unless a rider's eligibility is challenged, in which case a document check can be made at any time.

Championship Year	Under 12	Under 15	Under 18	Open	Entry Limit
	Born in the year shown, or later				
2025	2013	2011	2008	No restriction	
2026	2014	2012	2009		
2027	2015	2013	2010		
2028	2016	2014	2011		
2029	2017	2015	2012		
<b>World Team Championship:</b> (Open & U-18)			✓	✓	1 per country per age group
<b>World Pairs Championship:</b> (Open, U-18, U-15, U-12)	✓	✓	✓	✓	Closing date
<b>World Individual Championship:</b> (Open, U-18, U-15, U-12)	✓	✓	✓	✓	Closing date
<b>European Team Championship:</b> (Open, U-18, U-15, U-12)	✓	✓	✓	✓	1 per country per age group
<b>European Individual Championship:</b> (Open) - All countries	✓	✓	✓	✓	Closing date
<b>Nations Team Championship:</b> (Open) – Nations countries				✓	1 per country per age group and United Nations team

**(See also Annex 7 – Nations Team Championship)**

### Hospitality

A local information pack **should** be provided in advance to all participants, containing the following information:

- Accommodation available (on site, camping, B&B, and hotels)
- Meals available (cost, schedule, and location)
- Directions to reach and gain entrance to the site
- Local maps and travel information
- Car rental facilities in the area
- Taxis (phone numbers)
- Airport pick-ups available

Adequate signage on approach roads **must** be in place to guide both participants and spectators to the right entrance(s).



# Organisation of a Sanctioned Competition of the International Mounted Games Association

On arrival, a welcome pack and program (*electronic or hard copy*) **must** be provided, containing information on:

- Emergency services
- Doctor
- Dentist
- Hospital
- Pharmacy
- Veterinarian
- Farrier
- Information on local hazards (for example snakes, poisonous spiders, dangerous waters, and so on)

## For the competition:

- List of competition officials and how to contact them
- Practice schedule
- Social events schedule
- The availability of souvenirs

## Information and Publicity

Major events **should** be covered by their own specially created website/Facebook page, or alternatively be extensively covered on the existing website/Facebook page of the host country.

Local TV, radio, and newspapers **should** be informed of the event well in advance, with requests for news media coverage during the event. Additional advertising suggestions:

- Posters in shops, banners on the approach roads, distribution of flyers to local clubs, sports organisations, and tourist information offices' websites/Facebook, etc.

## Live Streaming

### Requirements:

Mounted Games is unlike most sports because it has multiple rather than a single focal point.

**Suggestion:** organisers **should** try to provide multi-angle camera coverage by using more than one camera.

There also **must** be sound so that the "at home" audience can hear the commentary. The sound system **must not** pick up discussions by referees / video assistant referee / scorers in the box.

- Secure locations with restricted access for the camera(s) and other kit **must** be provided. And perhaps a raised and stable platform too.
- MG Scoreboard may be integrated into live streams to transmit scores to those viewing the livestream.
- Competition organisers **should** check with previous organisers to get information on which video service suppliers are the best from the point of view of quality of service and cost.



# Organisation of a Sanctioned Competition of the International Mounted Games Association

## 4. Running the competition itself

The requirements for Team, Pairs, and Individual competitions may be different, so this section is divided into the following sub-sections:

- General structure for all competitions
- Team competitions
- Pairs competitions
- Individual competitions

### General structure for all competitions

#### *A. Introductions*

Often formally done as a part of whatever social event is scheduled for the first evening when all, or most, participants have arrived,

- Introduce and present all the riders and trainers taking part in the competition
- Introduce and present the officials and any special guests

#### *B. Briefings*

##### **Briefings may be necessary:**

- For the trainers and/or riders
- For assistant referees
- For other officials
- For the team responsible for equipment

##### **Briefing timelines:**

- Allow at least one hour for each, but note that additional time may be required
- schedule the briefings as early as possible (preferably not the evening before the start of the competition) to allow time for any actions which may arise

##### **Briefing content:**

- The Chief Referee for the competition gives an overview of the way in which he/she intends to run the competition.
  - Normally in strict adherence to the current Mounted Games Rule Book
    - Local conditions may necessitate clarification of certain points
    - Any equipment variations from the specifications in the Rule Book **must** be announced, discussed, and agreed upon
  - The games to be played during the competition may be reviewed if equipment is found to be unsuitable for purpose or due to weather difficulties

**(See Annex 8: Games)**

#### *C. Draws*

MG Scoreboard **must** be used for calculating the draws for heats of the first session, done anonymously, using only numbers, not names

- To allocate rider/team names to each number a public draw **must** be done, usually at the briefing

After this, the draws **must not** be changed, tampered with, tweaked, or adjusted in any way.

- For example, even if two riders withdraw from the same heat no re-draw is made and there is no re-shuffle of riders



# Organisation of a Sanctioned Competition of the International Mounted Games Association

## C. Draws - Seeding System

The seeding system for IMGA competitions ranks teams, pairs or individuals based on their performance or scored placings, and then strategically distributes them into groups or pools to ensure a balanced and fair competitive structure, avoiding early matchups between top teams.

**Goal** - ensure that the best Teams, Pairs, or Individuals progress to the appropriate finals. Top competitors do not eliminate each other in early rounds. Team, Pairs and Individuals participating at IMGA sanctioned competitions advance through the event's sessions based on their cumulative performance through each phase or qualifying session. Fairness, excitement and spectator appeal are maximized.

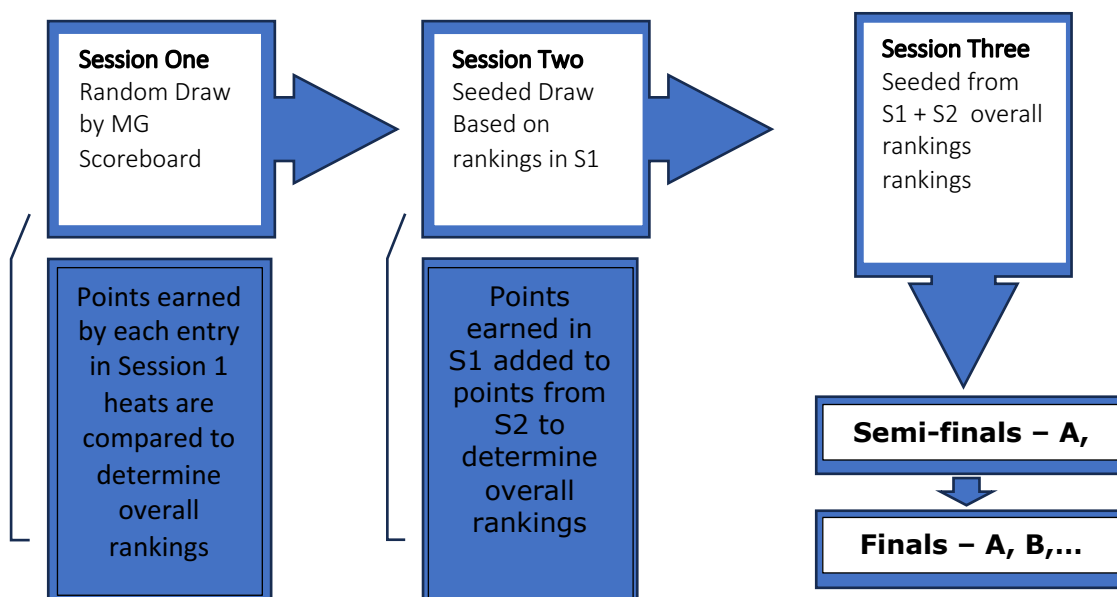
**Stages - Session 1:** MG Scoreboard completes the draws, randomizing each team, pair or individual's placement into heats. Random draws for the first session recognise that teams and pairs frequently change members or skill level from one season to the next.

**Note:** Previously, random draws were conducted to place riders into their heats over the course of **all** qualifying sessions. Recent experience has highlighted that true randomness is difficult to achieve, particularly given lower numbers of entries.

**Stages - Session 2 and 3:** Points accumulated in Session 1 result in the overall ranking of competitors. This ranking is used to seed the heats for Session 2. The combined scores of session one and session two result in an overall ranking at the completion of Session 2. These point totals determine seeding into Session 3. In the event of a tie or ties for placement into qualifying sessions, the T, P, or I's original random draw number is used to break the tie, the lowest draw number being awarded the higher ranking for session placement. *See Figure one and two below*

For World Team Championship, European Team Championship, and Nations Team Championship, Session 4 seeding is based on overall rankings from scores accumulated in Sessions 1, 2, and 3..

*Figure one - Progression of seeding for Pairs and Individuals.*



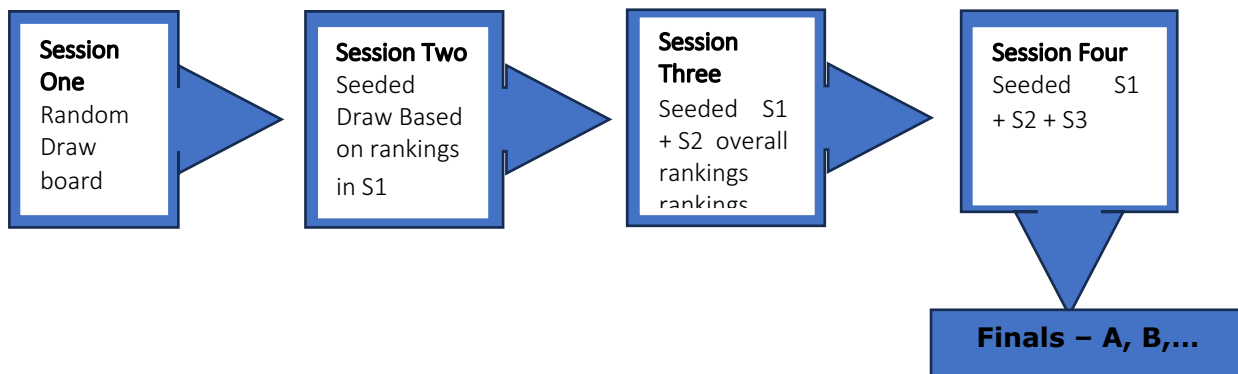


# Organisation of a Sanctioned Competition of the International Mounted Games Association

## C. Draws - Seeding System

**Note:** The World Team Championship, European Team Championship, and Nations Team Championship use cumulative points from Sessions 1, 2, and 3 to develop overall rankings. These results after Session 3 are used to seed teams into Session 4. Finals are held after the four qualifying sessions. See *Figure two – Seeding for Teams*

Figure two – Seeding for teams.




## Draws for Heats - Serpentine Seeding

**Goal:** Balance and fairness are among the goals of results-based seeding.

**Effective date:** 2025 - IMGA is implementing a method variously known as 'Serpentine', 'Zig Zag' or 'Snake' seeding. Feedback and review at the IMGA Annual General Meeting November 2025.

**Summary:** The top-scoring Team, Pair or Individual from Session One is placed in Heat 1 of Session Two, the second highest scoring T, P or I into Heat 2 of Session Two, working back and forth from left to right and right to left filling the groupings in a serpentine or zig-zag manner. Seeding is completed in the same manner after Session 2 using cumulative points from the first two sessions to develop the heat seeding for into Session 3. Where ties exist such that two or more T, P, or I's share equal points and ranking from Session 2 moving into Session 3, and these are

Figure three -Serpentine Seeding:





# Organisation of a Sanctioned Competition of the International Mounted Games Association

## C. Draws - Seeding System

Figure four – example of serpentine seeding for twenty teams.

		Session 2 - Heat 1 Teams		Session 2 - Heat 2 Teams		Session 2 - Heat 3 Teams
1	1	Purple	2	Thunder	3	Tempest
2	6	Rouge	5	South	4	North
3	7	East	8	Flames	9	Silver
4	12	Yellow	11	Orange	10	Blue
5	13	Waves	14	Dunes	15	Stars
6	18	Vert	17	West	16	Lightning
7	19	Black	20	Gold		

## D. Opening ceremony

The opening ceremony, in which riders/teams parade with their national flags, **should** be as spectacular as reasonably possible.

- **Should** take place the evening before the start of the competition, or the following morning just before the start of the first heat of the first qualifying session.
- May need to take place after riders start to compete due to the timetable for the whole event, especially if it is a large one
- Usually better to hold Opening Ceremony without ponies due to length of time required for speeches, etc.
- Individual or Pairs participants may each carry their national flag
- For consistency, Teams **should** restrict themselves to one flag-bearer

## E. Closing ceremony

Presentation of awards and trophies may be done in the arena as each final is completed or may all be made at the end of the competition (in which case the riders participate without their ponies).

## F. Social Events/ Final Dinner

Social events and visits to local special events and places of interest in the area are optional, but often appreciated

- Where possible, transport **should** be provided for these visits
- Where possible combine social events with the provision of meals

On the final evening, after the competition has finished, a formal dinner or other similar celebration **should** be organised. If this is off-site, then transport **should** also be provided.



# Organisation of a Sanctioned Competition of the International Mounted Games Association

## Suggestion:

- Make sure to allow sufficient time between the end of the Closing Ceremony and the start of the formal dinner, or the departure of the transport to the dinner
- Presentation of trophies, speeches, etc., **should:**
  - Be scheduled as a part of the competition closing ceremony, not the dinner
  - Be brief, well-prepared, organised, and error-free

## Team competitions

- When competitions are run in different age groups, the following applies separately to each age group. There is no mingling or mixing of age groups.
- Team competitions are organised according to the multi-final model:
  - First there are qualifying sessions during which teams accumulate points/scores
  - The competition moves on to finals:
    - The top scoring teams taking part in an A Final
    - The next group in a B Final
    - Then a C Final, etc., depending on the number of competing teams
- If there are insufficient entries to warrant more than one heat, then the **Single Heat Sessions – Teams scoring** system applies – see below.

## Qualifying sessions

- The number of teams participating usually exceeds the number of lanes in the arena, and so each qualifying session may be divided into several heats.
- Scores are accumulated over all qualifying sessions.

## Finals

- All teams are ranked according to their total scores in all qualifying sessions and divided into groups of eight (or multiples of the lane capacity of the arena).
- In this document it is assumed that an arena of eight lanes is being used.
- Groups of participants are considered as eights. Phrases such as “the top eight”, or “the next highest scoring eight” may only be groups of seven or six.
- The maximum number of teams possible is entered into the higher finals, except when this leaves the lowest final with fewer than three teams
- Three teams are the minimum number allowed in any final.

**(See Annex 8: Games)**

**(See Annex 9: Scoring)**

See next page *Figure 3 – Team Competition*



# Organisation of a Sanctioned Competition of the International Mounted Games Association

Figure 3 – Team Competition

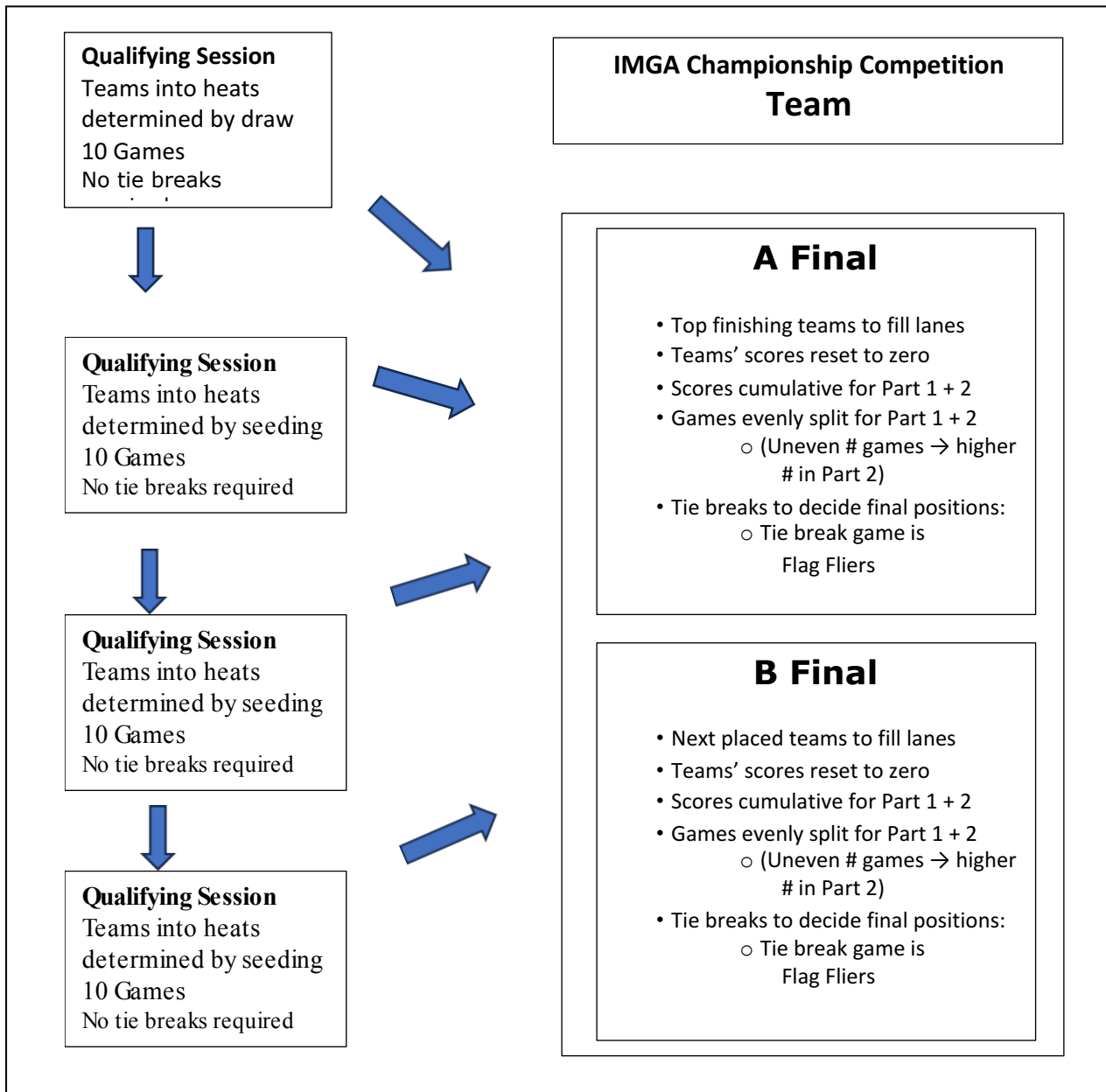


Figure 3 – Team Competitions

## Single Heat Sessions - Teams

### Scoring

For Single Heat Competitions only, the following change in scoring system **must** apply:

All competitions **must** be run to the current template of qualifying rounds plus finals. In a competition where there are only enough entries to fill a single heat, teams/individuals will carry forward to the final, a score relating to their finishing position in each qualifying session. This score will be the inverse value of their finishing place in each session.



## Organisation of a Sanctioned Competition of the International Mounted Games Association

For instance, if there are seven teams/individuals in a session, the team/individual finishing in first place for each session will carry seven points to the final, the team/individual finishing second will carry six points to the final, and so on to the team/individual that finished seventh in the session, carry one point to the final.

- The starting score in the final will be the accumulated carried-forward placing scores from each of the qualifying sessions.
- Teams/Individuals will line up in the final in the order that the carried-forward scores dictate.
- The scoring system of all competitions with two or more heats remains unchanged.

**(See Annex 9: Scoring)**

### Pairs competitions

#### **Entry**

When competitions are run in different age groups, the following applies separately to each age group. There is no mingling or mixing of age groups.

Pairs competitions are organised according to the multi-final model. This means that first there are several qualifying sessions during which pairs of riders accumulate scores. Then the competition moves on to semi-finals for the top scoring pairs followed by finals.

#### **Qualifying sessions**

Pairs and Individuals competitions shall include seven (7) games for each qualifying session.

#### **Finals**

The maximum number of pairs possible, depending on the size of the arena, are entered into the higher finals, except when this leaves the lowest final with less than three pairs.

- Three pairs are the minimum number allowed in any final.
- For practical reasons it is not possible to reschedule and/or reallocate pairs to finals once the first of the finals has started.
- If any pair drops out because of illness or injury or any other reason, no other pair is promoted from a lower final into the newly vacant place.
- There are ten games in the A Final; the number of games in lower finals is normally eight.
- To obtain a definitive final ranking for all competitors, tie-breaks may be necessary at all levels of all Finals.
- The tie-break game is always listed in the Official Race List for the competition – currently *Flag Fliers*

**(See Annex 8: Games)**

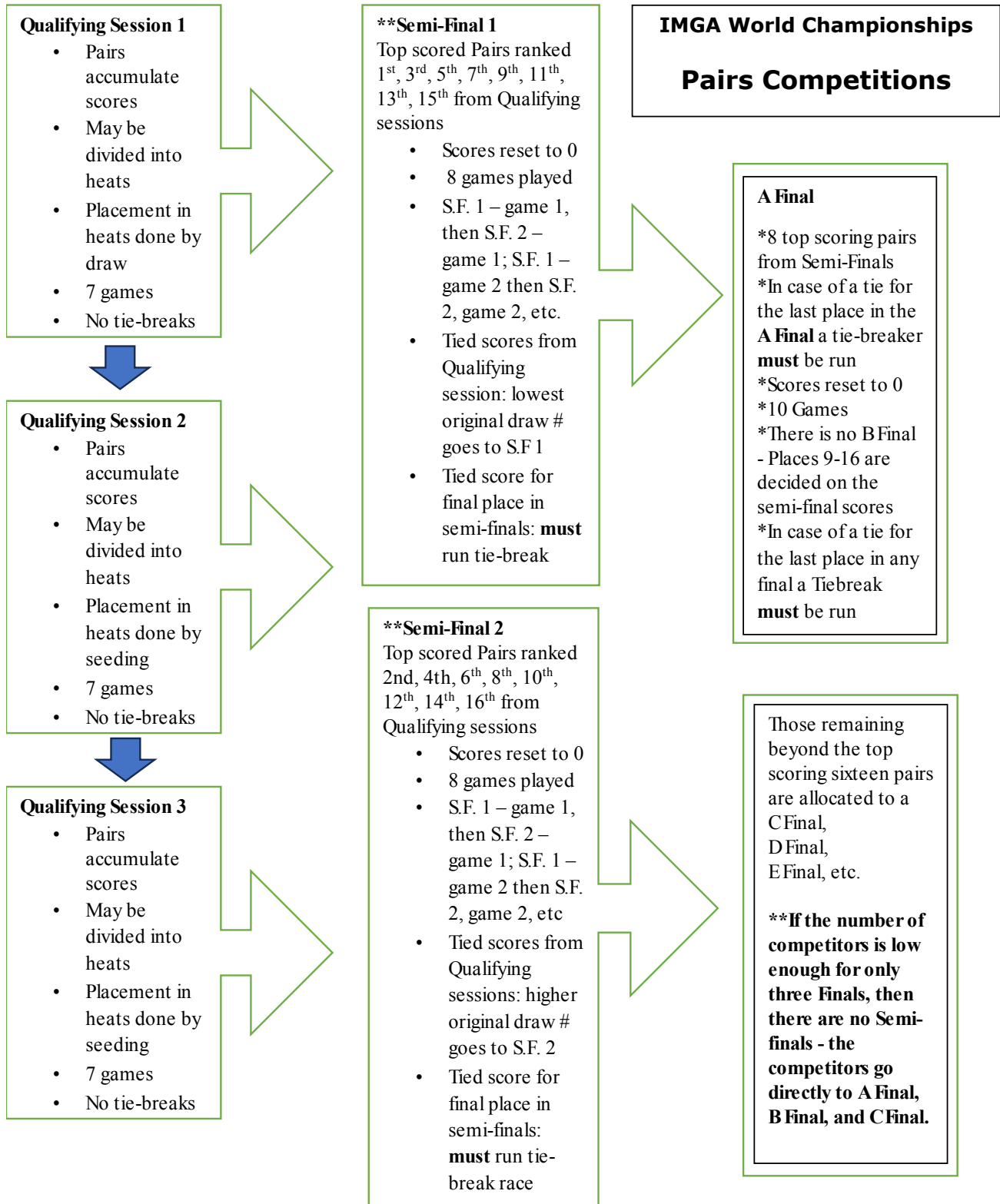
**(See Annex 9: Scoring)**

See *Figure 4 – Pairs Competitions* below:



# Organisation of a Sanctioned Competition of the International Mounted Games Association

Figure 4 – Pairs Competitions



## Individual competitions

**Qualifying Sessions** – Seven races; **Finals** – eight races  
All other requirements are the same as for Pairs competitions.



# Organisation of a Sanctioned Competition of the International Mounted Games Association

## Management of entries

### *Team Entries*

Information for Team entries and competitions **must** be well-publicised through social media, a competition-specific website, the IMGA website, etc., well in advance of the event, allowing ample time for participants to obtain travel visas, complete financial planning, and to complete general preparation, including pony passports, vaccinations, etc.

**(See also Annex 7 – Nations Team Championship)**

### *Pairs and Individuals Competitions*

For Pairs and Individuals, entries in recent years have been unlimited until the closing deadline.

- **World Pairs Championship** (all age groups) - Entry is open to riders who are members of an IMGA-affiliated country. Mixed pairs (each rider from a different country) are allowed.
- **World Individuals Championship** - Entry is open to riders who are members of an IMGA-affiliated country.
- **European Individuals Championship** - Entry is open to riders who are members of an IMGA-affiliated country.

**If IMGA** needs to return to a system of limited entries and therefore allocate places, then please refer to *The Management of Entries* document located in the IMGA Website document archive.

### *Entry fees and refunds for IMGA sanctioned competitions*

#### **Definitions**

##### **Entry Closing Date:**

- The last date for receipt of entries and deposit payments.

##### **Full Payment Date:**

- The date by which the balance of entry fees **must** be paid.

##### **Administration Fee:**

- The fee charged by organisers to cover their non-refundable costs e.g. venue, stables, catering costs, etc.

##### **General Conditions**

- Organisers **must** provide details of their entry fee refund policy at the time of entry.
- Entries **must** be accompanied by deposit payment to be accepted.
- Unless the entire entry fee is received by the Full Payment Date, the entry is cancelled and the deposit forfeited or, at the discretion of the organiser, a late payment fee of a maximum of 10% of the total entry fee is paid.
- In all cases the Administration Fee to be deducted is the maximum that can be charged. Competition organisers may provide higher entry refunds, but the minimum refunds to be made are detailed below.



# Organisation of a Sanctioned Competition of the International Mounted Games Association

## **Refund of Entry Fees\***

**\*Suggestion:** Organisers are encouraged to make all efforts to refund a fair and reasonable portion of an entry fee in the event of medical or veterinary circumstances.

- Riders in Individual/Pairs competitions cannot transfer their entry to another Individual/Pair
- Withdrawal of one member of an entered Pair results in withdrawal of the Pair

\*Refund of entry fees (less Administration Fee) only on production of a doctor's or veterinary certificate for a rider and/or pony as follows:

<b>Withdrawal Date</b>	<b>Maximum Administration Charge</b>
Before Entry Closing Date	25% of deposit
After Entry Closing date and before Full Payment Date	50% of deposit
After Full Payment Date and more than 28 days to first day of competition	25% of total entry fee
*28 or fewer days before first day of competition	100% of total entry fee

**For European Individual Championships ONLY**, a rider who has entered as an individual and is subsequently selected for their national team as confirmed by the relevant IMGA representative:

<b>Withdrawal Date</b>	<b>Maximum Administration Charge</b>
Before Entry Closing Date	0% of deposit
After Entry Closing date and before Full Payment Date	10% of deposit
After Full Payment Date and more than 28 days to first day of competition	10% of deposit
28 or less days before first day of competition	10% of total entry fee



# Organisation of a Sanctioned Competition of the International Mounted Games Association

## Annex 1 - Checklists for Organisers Application and Bidding, Pre-Competition Inspection

### Hosting an IMGA sanctioned competition

#### **Year One - Initial Bid Application:**

**Timeline:** Submitted no later than three weeks in advance of the IMGA AGM three years in advance of the competition year.

	Initial Bid Application <b>must</b> Include:
	Dates
	Location
	The specific arena(s) and playing areas to be used: <input type="checkbox"/> Size – exact dimensions <input type="checkbox"/> Condition <input type="checkbox"/> Surface
	Warmup / practice arena
	Provision for accommodation of riders, officials, and supporters
	Stabling
	Provision of ponies for riders not able to bring their own
	The policy on the use of borrowed ponies, whether from a pool or self-sourced
	Public liability insurance
	First cost estimates including the rider fee for the year, for each rider, which <b>must</b> be collected by the host country and later paid over to IMGA

#### **Year Two - Planning Update**

**Timeline:** Two years in advance of the year of competition, presented at the IMGA AGM.

	Update <b>must</b> Include:
	Estimated costs
	Entry Fees
	Supporters package(s)
	Hay
	Bedding
	Electric hookup
	Gala
	Merchandise availability



# Organisation of a Sanctioned Competition of the International Mounted Games Association

## Annex 1 - Checklists for Organisers Application and Bidding, Pre-Competition Inspection

### Hosting an IMGA-sanctioned competition

#### Year Three – Final Presentation

**Timeline:** Presented at the IMGA AGM the year prior to the competition.

	<b>Host country Presentation <u>must</u> include details of:</b>
	Costs
	Entry fees for competitors
	Costs for supporters (supporter packages),
	Accommodation - camping, B&B, hotels
	Cost of stabling
	Schedule for entries and payment.
	Information on travel and accommodation ( ).
	Catering
	Website details
	Social Media sources
	Evening social activities
	Appointment of officials
	Confirmation that all the requirements of this document will be met

	<b>IMGA Responsibilities:</b>
	Initiate referee selection process for competitions in the next calendar year:
	<input type="checkbox"/> Determine number of referees required <input type="checkbox"/> Invite referee applications from qualified candidates

### Hosting an IMGA-sanctioned competition

#### IMGA inspection

**Timeline:** No later than three (3) months prior to the competition

	<b>Pre-competition Inspection, Report, and Approval</b>
	Host Country Organisers meet with IMGA pre-competition inspection personnel to review checklists for inspection
	IMGA inspector(s) complete site, amenities, arena(s) and equipment inspection
	Inspector(s) prepare a report on the visit and equipment inspection and send for review to:
	<input type="checkbox"/> Chief Referee <input type="checkbox"/> IMGA Officials
	IMGA officials approve the pre-inspection report
	IMGA Officials send a copy of the pre-inspection report to the competition organisers for corrective action as necessary



# Organisation of a Sanctioned Competition of the International Mounted Games Association

## Annex 2 - Pre-competition and Competition Checklist – a) Organisers / Personnel

(See also Annex 3 Competition and Pre-competition Checklists – Roles and Responsibilities for positions indicated in **bold** below)

<b>Host Country Responsibilities – Personnel</b>	
	Host Country MGA Liaison – Name:
	Organising Committee Chair - Name:
	Site contact – Name:
	Referee Liaison – Name: Contact competition referee(s) regarding flights, transfers, accommodation and catering for duration of stay
	Ground Jury members – <b>must</b> include competition Chief Referee Names:
	Commentators
	Judges
	Judge’s iPad operator
	Scorers
	Equipment Marshalls
	Arena party supplied by organisers or from competitors
	Assistant referees supplied by organisers or from competitors
	<b>Event Manager / Administration</b>
	<b>Site Manager</b>
	<b>Communications / Public Relations Coordinator</b>
	Prize Coordinator <input type="checkbox"/> Every participating rider <b>must</b> receive some sort of souvenir: a rosette, a medal, or a plaque showing the title of the competition and the year <input type="checkbox"/> Gold, silver, and bronze medal for three top-placed teams/riders in each final (Trophies are detailed in <b>Annex 10</b> )
	<b>Arena Manager</b>
	<b>Stable / Pony Manager</b>
	<b>Health and Safety/Pony Welfare Officer</b> – There <b>must</b> be an incident response plan including roles and responsibility for actions during the competition
	<b>Food Service / Catering Manager</b>
	<b>Security Manager</b> / crew
	Official photographers
	Hatsilk / Helmet cover official – World Pairs Championship
	Rider representative
	Medical cover during competition
	First aid cover after competition hours
	Organisation volunteers (with t-shirts)
	Crew to empty litter bins
	Toilet and shower facility maintenance crew
	Manure pickers – arenas, warmup and grounds



## Organisation of a Sanctioned Competition of the International Mounted Games Association

<b>Host Country Responsibilities - continued</b>	
	Audio/visual coordinator
	Music playlists
	National anthems
	TV monitors for camera system
	Wireless microphone
	Audio/video crew
	Video review operators
	Livestream technicians
	Video camera set-up and take-down crew
	Host for Opening and Closing Ceremonies
	Official in charge of the draw
	Warmup arena official
	Breathalyser technicians and scribe
	Tack check official
	Tack check scribe
	Trot-up coordinator
	Trot-up area set up
	Trot-up timetable
	Trot-up volunteers
	Veterinarian - on site
	Farrier - on call

### ***Pre-Competition and Competition Checklist – b) The Site, Stabling, and Services***

<b>The Site and Amenities</b>	
	Location
	Street address, GPS, phone number
	Site map
	Nearest Hospital – address, distance
	Public transport to and from site
	Access onto site – roads, gates
	Access control
	Tow vehicle and tractor access
	Perimeter fencing - secure site
	Separation of general public from ponies
	Shared site use
	Local shops/pharmacies/saddlers
	<b>Services</b>
	Electrical main
	Electric cable protection mats
	Water main
	Wifi
	Organisation office/tent
	Briefing location
	First aid location
	Security office
	Fire extinguisher locations



# Organisation of a Sanctioned Competition of the International Mounted Games Association

## Annex 2 - Pre-competition and Competition Checklists – b) The Site / Stabling / Services

	<b>Stabling area</b>
	Access from stabling to competition and warmup arenas
	Warmup arena location
	Trot up location
	Manure/muck heap
	<b>Camping area</b>
	Shower / toilet location(s)
	Electric hook up location(s)
	<b>Food Service location</b>
	Food/produce vendor stands
	Social evening activities area
	Gala dinner area if on site



# Organisation of a Sanctioned Competition of the International Mounted Games Association

## Annex 2 - Competition and Pre-competition Checklist – c) The Arena and Equipment

	Arena and Arena-side
	Size – Dimensions:
	Dimensions conform to IMGA Specifications: <ul style="list-style-type: none"> <li><input type="checkbox"/> Team/Pairs</li> <li><input type="checkbox"/> Team/Pairs – short arena rules</li> <li><input type="checkbox"/> Individuals</li> </ul>
	Surface: <ul style="list-style-type: none"> <li><input type="checkbox"/> Grass</li> <li><input type="checkbox"/> Sand / All-weather</li> </ul>
	Preparation of surface for competition: <ul style="list-style-type: none"> <li><input type="checkbox"/> Plan for preparation and maintenance before competition</li> <li><input type="checkbox"/> Plan for preparation and maintenance during competition</li> </ul>
	Opening and Closing Ceremony location(s)
	Identify and correct obstacles in the arena due to the surface, overhanging trees, etc.
	Clear access for emergency services – always maintain unobstructed access during competition
	Access to and from stables – restricted to competition participants
	Access to and from arena and warmup area – no access to public
	Secure, safe and visible fencing, high enough to prevent jumping out
	Seating for audience, preferably with protection from weather
	Spectator toilet location
	Suitable Judges' box: <ul style="list-style-type: none"> <li><input type="checkbox"/> Elevated to enable easy vision</li> <li><input type="checkbox"/> Judge <b>must</b> be directly in line with start/finish line</li> <li><input type="checkbox"/> Off-limits to the public</li> <li><input type="checkbox"/> Ideally separate to commentary point</li> </ul>
	Elevated Referee's podium
	High visibility vests for Assistant Referees
	Arena staff toilet location
	Audio-Visual
	Livestream facilities
	Sound equipment sufficient to cover arena and, if possible, stable and camping areas



# Organisation of a Sanctioned Competition of the International Mounted Games Association

<b>Annex 2 - Pre-competition and Competition Checklist – c) The Arena and Equipment</b>	
	Sound system location
	Video equipment on start/finish line - iPad or other video equipment <b>must</b> be on start/finish line to determine placings and to provide evidence in case of line faults
	Video equipment on changeover line - iPad or other video equipment <b>must</b> be on changeover to provide evidence in case of line faults
	Lighting –bright enough to cover entire arena for evening use
	<b>Equipment</b>
	Conforms to IMGA specifications
	Equipment of same size, type, weight, and dimensions for all lanes
	Spare equipment of the same size, type, weight, and dimensions as original
	Equipment and supplies for marking lines and equipment positions
	Storage for equipment – secure, safe from weather
	Storage for equipment out of arena when not in use



# Organisation of a Sanctioned Competition of the International Mounted Games Association

## Annex 3 - Competition Checklists – Roles and Responsibilities

	<b>Event Manager / Administration</b>
	Name: _____ Mobile: _____
	Management of event entries and event schedule
	Office or admin centre for central control point
	Venue for briefings
	Insurance coverage – general liability, local requirements, competitors’
	Full safety inspections before and during event, preferably by independent person with games and risk assessment knowledge
	Confirm and publicise local import/export requirements for ponies
	Confirm and publicise that all ponies <b>must</b> have a horse passport containing current and valid vaccination certificates as required by FEI regulations
	<b>Must</b> inform Riders and pony owners of import/export, vaccination requirements well in advance of the competition, to allow time for vaccinations when necessary
	<b>Should</b> collect pony import/export, passport and valid vaccination certificates for verification in advance of the competition
	Confirm Wi-fi for organisers
	Livestream link
	Display out of hours emergency contact information
	Payment methods for entries and on-site purchases- cards, cash, foreign cash, PayPal
	Refund policy on entries, tickets, hook-ups, stables
	<b>Timetabling</b>
	Time allowance for possible delays/accidents/bad weather/slow running
	Heats etc. running to time schedule or running on after each other
	Rotas prepared for officials to avoid transition delays
	<b>Information</b>
	Information/welcome packs - who to contact and how
	Whiteboard for notices of changes, meetings, social events
	Score cards and draw sheets
	Listings/posting of local shops, pharmacies, saddlers
	Score roster, appointment of judges, scorers, responsible for score sheets and mg scoreboard live scoring system
	Phone numbers displayed: organisation, vet, farrier, stable manager



# Organisation of a Sanctioned Competition of the International Mounted Games Association

## Annex 3 - Competition Checklists – Roles and Responsibilities

	<b>Site Manager</b> Name: _____ Mobile: _____
	Manager's location – on-site or close by:
	Site organization and layout e.g. arena, warmup, stabling, camping, parking
	Trade/vendor/food stands – location, permits, electrical, etc.
	Access for vehicles – signage, traffic control, etc.
	Emergency access for fire, ambulance, emergency services
	Access routes to stables, arenas, etc.
	Contingency plan for grounds' surface maintenance – roads/camping
	Exclusion of ponies – signage, monitoring
	Public access areas – security, signage and monitoring <input type="checkbox"/> Arena-side – public permitted <input type="checkbox"/> Camping area – restricted <input type="checkbox"/> Stables - restricted <input type="checkbox"/> Other:
	<input type="checkbox"/> Restricted areas not ensured by physical layout of site, <b>must</b> have other measures e.g. fencing, security personnel
	Electric cables across open areas e.g. to/from commentary and accommodation areas <b>must</b> be well marked and protected
	<b>Amenities</b>
	Toilets – approximately one per 75 attendees
	Showers
	Wheelchair accessible facilities
	Daily toilet and shower cleaning – personnel and schedule
	Water supply – potable/non-potable <input type="checkbox"/> Publicise <input type="checkbox"/> Label
	Drainage – inspect and maintain
	Electric hookups – phone recharge
	Litter bins
	Recycle bins
	Large skips for collected litter



# Organisation of a Sanctioned Competition of the International Mounted Games Association

	<b>Site Manager – continued</b>
	<b>Parking</b>
	Handicapped parking
	Safe parking distances
	Marked spaces for individual vehicles or countries
	Signage for vehicle parking/driving
	Parking space for public parking
	Driving allowed in camping area? – post restrictions
	<b>Social area</b>
	Buildings or Tents
	Appropriate location in relation to camping, stables, and arenas
	Security and access provisions
	Ensure potentially noisy recreational facilities are at a distance from the main camp area and stables
	Provide quiet areas for competitors
	Provide additional social activities
	Provide separate area for supporters
	Provide Social Activity whiteboard to post activity times/locations
	<b>Accommodation</b>
	Camping location - on-site or close by?
	Electric hookups
	Accommodation for IMGA Referees
	Accommodation for IMGA Official
	Hotels, B&B, etc.
	Addresses, rates, reservations?
	Local visitor attractions



# Organisation of a Sanctioned Competition of the International Mounted Games Association

## Annex 3 - Competition Checklists – Roles and Responsibilities

	<b>Arena manager / Equipment Marshall</b> Name: _____ Mobile: _____
	Management of all aspects of arena
	Responsible for marking of arena throughout training and competition
	Preparation of surface for competition
	Maintenance during competition <input type="checkbox"/> watering <input type="checkbox"/> grooming <input type="checkbox"/> rolling <input type="checkbox"/> manure cleanup
	Prepare alternative arena, particularly if grass - can become hard, wet, slippery, churned up or muddy depending on the weather
	Correct/remove obstacles in the arena due to the surface, overhanging trees etc
	Maintain clear, safe access between arena, warmup, and stables separated from public
	Maintain clear, safe access for emergency services at all times during competition
	Maintain security and visibility of perimeter fencing
	Provide and maintain equipment for marking lines and equipment positions
	Prepare equipment and have it sorted by lane for each session
	Storage for equipment –keep it secure, safe from weather and out of arena when not in use.
	Ensure privacy screen availability – pony/rider injury
	<b>Practice and warmup area</b>
	Surface <b>should</b> be the same type as the competition arena
	Size - <b>should</b> be large enough to allow all competitors in a heat to warm up thoroughly
	<b>Should</b> of the same standard as the main arena, and of equal length
	Located within secure area
	Safe, visible fencing, high enough to prevent jumping out of the arena
	Preferably located near stables
	Safe access to competition arena
	<b>Should</b> be located as close as possible to the main arena - used as a warmup and marshalling area during competition for riders in the next session
	Safe access to and from competition arena and stables - separate from public
	Includes alternative warmup areas for lunging, etc.
	Warmup equipment is of the same type as used for competition, in good repair



# Organisation of a Sanctioned Competition of the International Mounted Games Association

## Annex 3 - Competition Checklists – Roles and Responsibilities

<b>Communication/Public Relations Coordinator</b>	
Name:	Mobile:
	Develop event logo
	Advertise event merchandise
	Publicise promotional events throughout duration of event
	Organise sound system/music
	Ensure satisfaction of local regulations regarding public entertainment, playing of music, etc.
	Coordinate and supervise livestreaming
	Promote event through various communication channels
	Provide advance notification of Pony passport and vaccination requirements



# Organisation of a Sanctioned Competition of the International Mounted Games Association

## Annex 3 - Competition Checklists – Roles and Responsibilities

	<b>Pony / Stable Manager</b> Name: _____ Mobile: _____
	<b>Pool ponies</b>
	Provision of pool ponies – borrowed/rented, self-sourced?
	Verification and safe storage of Pony passports
	Verification and safe storage of pony vaccination certificates
	Pony replacement policy
	Spare ponies available
	Who monitors feeding, use of tack etc.?
	Costs to competitors /owners for care of ponies
	<b>Stables</b>
	Proximity to arenas?
	Restricted access – preferably no public access
	Water, Hay, Straw, Bedding, Concentrated Feed, etc.: <input type="checkbox"/> Provided with entry? <input type="checkbox"/> Available to purchase? <input type="checkbox"/> Size of bales? <input type="checkbox"/> Competitors to bring with them?
	Storage of stable waste and manure
	Mucking-out equipment – provided for overseas competitors
	Mucking-out equipment – 'local' competitors to bring
	Adequate water supply
	Areas for hand grazing
	Drainage – maintenance/monitoring
	Lighting – bright, adequate coverage for arena and grounds
	Fire Safety/Evacuation Plan
	Fire Extinguishers
	Litter/recycle bins
	Exclusion of public – signage for restricted areas
	Bicycles – allowed?
	Corrals as an alternative to stables?
	Quarantine/ Veterinary treatment area
	Nighttime access to stables - who?
	Perimeter security
	Perimeter Fencing



# Organisation of a Sanctioned Competition of the International Mounted Games Association

## Annex 3 - Competition Checklists – Roles and Responsibilities

	<b>Food Service / Catering Manager</b> Name: _____ Mobile: _____
	Eating area - tent, existing building
	Bar
	Hand washing facilities
	Admittance and Exclusion (of non-eligible persons) - use of wristbands, tickets
	Mobile food sellers, ice cream vans – licencing, electrical, etc.
	Self-prepared food - hygienic area? – local health department requirements/inspections
	Food allergies – accommodation for, safety
	Ensure food service/ catering for Referees and IMGA Officials throughout the competition
	<b>Gala Dinner</b>
	On site? Off-site?
	Transport to and from Gala?
	Schedule for Gala and transport posted and shared
	Security at Gala
	Confirm and adhere to local laws/by-laws regarding noise, alcohol consumption



# Organisation of a Sanctioned Competition of the International Mounted Games Association

## Annex 3 - Competition Checklist – Roles and Responsibilities

	<b>Health and Safety/ Pony Welfare Officer</b> Name: _____ Mobile: _____
	<b>Medical Support Team – Should</b> be on site at all times
	Medical Support Team <b>must</b> be ringside during competition
	Medical Support Team <b>must</b> be at the practice area during practice
	Establish and publicise on which other days/times medical support is available
	Local hospital notified
	Local Fire Service notified
	Ensure emergency access routes open and labelled
	First aid kit available
	Complete full safety inspections before and during event, preferably by independent person with games and risk assessment knowledge
	Confirm presence of veterinarian - 24/7 – publicise level of service available - attending, on-call – and when
	<b>Veterinarian</b> Contact Information Name: _____ Mobile: _____
	Veterinarian <b>must</b> be ringside during competition
	Veterinarian <b>should</b> be ringside during practice sessions
	Veterinarian and Arena Officials <b>must</b> be aware of the incident response plan that includes who takes responsibility for actions during the competition
	Veterinary treatment area prepped and ready
	Quarantine area prepped and ready
	Trot-up area prepped and ready
	Ensure provision for vetting ponies for export
	Contact information for Veterinarian and farrier <b>must</b> be posted in stable area and in competition program/information package
	Privacy screen <b>must</b> be available for use in practice, warmup, and competition areas in the event of a pony going down
	<b>Farrier</b> Contact Information Name: _____ Mobile: _____
	Farrier <b>must</b> be on-call during practice and competition – ideally on-site for the duration of competition
	Farrier area and availability – confirm and publicise



# Organisation of a Sanctioned Competition of the International Mounted Games Association

## Annex 4: Post-competition reports

### Post-competition reports must be prepared:

#### *Prepared by the organisers – one (1)*

- **Must** be sent to IMGA within six weeks of the end of the event or in time for the next AGM, whichever is sooner, and to include:
  - The running of the event in general,
    - What worked and
    - What didn't
  - \*Accounts for the competition **must** be kept and included in the report.
    - Accounts **should** cover:
      - Everything from the initial application to IMGA to host the competition
      - Expenses and income throughout the event itself
      - Subsequent settlement and accounting of all outstanding receipts and payments
  - The IMGA Rider Fee as determined annually and collected by the organisers on behalf of IMGA, **must** be paid over to IMGA (U12 riders exempt from paying Rider Fee).
  - Comprehensive list of competitors and trainers or the link to this information via *MG Scoreboard*
  - Complete and final score sheets or provide links to them via *MG Scoreboard*

\* **Note:** Organisers may make a profit from running an IMGA-sanctioned competition, since they also take the risk of making a loss, but if the accounts show that the organisers have made a significant profit from entry fees, then pre-competition budgets will be checked for future events to ensure they are providing good value for money. IMGA has the right to reduce entry fees if they are thought to be too high.

#### *Prepared by the Chief Referee of the Event – one (1)*

- **Must** be sent to the IMGA Chief Referee within two weeks of the end of the event and forwarded by the IMGA Chief referee to the IMGA Chairperson and administrative officer:
- The Referee **should** comment on how the competition met the criteria in this document, but only those elements over which he/she had personal knowledge:
  - Equipment
  - Arenas
  - Briefing
  - Scheduling
  - Refereeing and assistant refereeing
  - Rule queries, etc.
  - Details of any Ground Jury meetings or hearings, as appropriate, **should** be included here.

**Suggestion:** The organisers and Chief Referee may find it beneficial to discuss the contents of their respective reports prior to submitting.



# Organisation of a Sanctioned Competition of the International Mounted Games Association

## Annex 5: Medical Support

### Medical Team and Responsibilities

An ambulance and qualified paramedic(s) services as required by the host country's overarching federation or sports body **must** be available at all times while mounted games training or competition are taking place.

- The Medical Team's responsibility is to provide professional and fast response to accidents which may occur as part of the competition
- It is not their primary responsibility to provide treatment of on-going conditions or other minor cuts and bruises sustained by spectators and supporters not directly attributable to the competition

	<b>Responsibilities - Host Country Mounted Games Association / "The Organisers"</b>
	<b>Must</b> provide easy access for the ambulance to the showground and into the arena
	<b>Must</b> always keep this access free and clear of any obstruction
	<b>Must</b> restrict spectators from the area reserved for the Medical Team and from the clear access route
	Provide briefing for Medical Team on: <ul style="list-style-type: none"> <li><input type="checkbox"/>The sort of injuries which may occur</li> <li><input type="checkbox"/>The best place to position themselves</li> <li><input type="checkbox"/>Their primary contact person for all information</li> <li><input type="checkbox"/>The signals to be used to alert them when they are required</li> <li><input type="checkbox"/>Access to the arena</li> <li><input type="checkbox"/>Advice on their own safety when in the arena</li> </ul>
	Repeat Medical Team briefing each day or at any time crews change
	Monitor Medical Team's attention to the competition: The Medical Team <b>should</b> actively follow the competition - see incidents as they happen and act quickly
	<b>Must</b> provide a group of qualified first aiders during non-competition times on site
	Open lines of communication with the nearest hospital, the nearest major trauma centre, and inform hospital staff of: <ul style="list-style-type: none"> <li><input type="checkbox"/>Type of competition taking place</li> <li><input type="checkbox"/>Type of injuries which may occur</li> <li><input type="checkbox"/>Best route and access points to the showground and the arena, with a specified pick-up point</li> <li><input type="checkbox"/>Nearest helicopter landing area</li> </ul>

### Communication

It is extremely important that the Medical Team be able to communicate with injured riders: There **must** be someone available who can interpret between the language of the Medical Team and English.

This person **must** be available arena-side or located with the Medical Team during the competition.



# Organisation of a Sanctioned Competition of the International Mounted Games Association

## Annex 5: Medical Support

### Transport to hospital

Ambulances on site **should** not generally be used for transport to hospital as leaves the practice/competition without sufficient medical support

Instead, an external ambulance **should** be called to make a pickup from a pre-determined point. In extreme cases, a helicopter may be called.

- On-site ambulances **should** only leave if the medical and/or logistical circumstances make it necessary.
- The practice/competition **must** be suspended until the ambulance(s) returns.
- Practice/competition cannot continue until the medical team and all required medical facilities are in place.
- This is vitally important and **must** be enforced.

### First Aid and Personal Responsibility

- The presence of a Medical Team does not remove the need for personal responsibility.
- Everyone is encouraged to take sensible precautions and to provide themselves with a first aid kit.
- Appropriately trained first aid personnel should be available on site during non-training and non-competition times.



# Organisation of a Sanctioned Competition of the International Mounted Games Association

## Annex 6: Cancellation or Rescheduling

### Considerations

It is extremely rare for a competition to be cancelled before it begins or abandoned once it has begun.

This may occur in the case of:

- Extremely heavy rain
- Conditions causing the arena to become unsafe
- Safety problems outside of the arena / locally
- Illness amongst the riders and/or ponies
- Serious accidents
- Other unforeseen / unforeseeable / exceptional circumstances

Rules *CR17.3* to *CR17.5* give the Referee the authority to interrupt a competition if:

- Conditions exist which present a risk to riders or ponies
- Conditions exist which in any other way adversely affect the safe continuation of the competition

### Note:

While this rule gives the Referee and the Ground Jury the authority to alter the program or cancel the competition completely, setting out comprehensive guidelines for this level of decision-making is difficult. The number of combinations of factors and conditions which may cause delay or cancellation are not necessarily foreseeable.

Thirty (30) minutes is about the maximum time for a break in the competition to be pulled back within the planned schedule. Beyond 30 minutes, the Referee and the Ground Jury have to consider the options and take action.

### Timing Considerations

#### ***Delays early in the competition:***

- Cancellation won't generally be necessary
- Adjustments to the schedule for the remainder of the competition will be required to complete the event

#### ***Delays toward the end of the competition:***

- Far fewer options available, but an important point **should** be considered:
- The objective of a Championship is to find a Champion, so cancellation of the finals **should** only be a very last resort

**Example:** The arena becomes unusable on the last afternoon:

- Move to another arena or
- Extend the event to an extra day
- Cancel semi-finals

#### ***Cancellation of qualifying session(s):***

- Competitors may not get the full rides expected and paid for
- Benefits of carefully calculated draw will be lost
- Consider reducing the number of games in each qualifying heat rather than cancelling qualifying sessions



# Organisation of a Sanctioned Competition of the International Mounted Games Association

## Annex 6: Cancellation or Rescheduling

### Terminology

#### *Official results show:*

**“Not contested”** – when the decision is taken to cancel a competition before it starts.

**“Abandoned”** – when the decision is taken to stop a competition before its normal end.

<b>Time-saving strategies to be considered for all formats</b>	
<b>Strategy</b>	<b>Time saving up to</b>
Reduce number of finals	2-3 hours
Reduce number of games in lower finals	0.5 - 1 hour
Reduce number of games in qualifying heats	0.5 - 1 hour
Remove semi-finals	1- 1.5 hours
Reduce games in A Finals	10-15 minutes
Remove final qualifying session	2-3 hours



# Organisation of a Sanctioned Competition of the International Mounted Games Association

## Annex 7: Nations Team Championship

### Eligible Countries

- Australia
- Canada
- China
- India
- New Zealand
- Pakistan
- South Africa
- United States of America

### Scheduling

- Host countries **should** target to run the event between mid-September and mid-October
- The host country **must** establish how many loan ponies they are able to provide
  - This determines the number of teams that can attend the competition
  - As a minimum, the host country **should** expect to provide ponies for each of the eight Nations countries

### Team Entry and United Nations Team

- The host country will send out Expressions of Interest (EOI) to all Nations countries nine months in advance of the event
- Each Nations country **must** reply within three months as to whether they will be entering a team
- When a country cannot complete a full team, the country may register one or more individual riders
  - If a country has additional riders that would like to compete, including the sixth rider, then they **should** include this on the EOI
- A composite 'United Nations' team will have priority over entries of second teams from participating countries
- The host country will receive next priority for entering a second team after which other Nations countries may submit applications to enter a second team
  - If this is over the limit of what the host country can support, then a selection ballot will occur for the number of remaining team places
  - The host country will then notify all countries as to which teams and riders have been selected

### Additional Responsibilities

- Host countries **should** train and qualify sufficient Assistant Referees to officiate the competition in the event
- Attending countries are expected to provide two current qualified assistant referees and a minimum of two arena crew members
- Attending countries **must** respond to host country organizers within timelines provided for e.g. team entry, identifying team manager/chef d'équipe, identifying assistant referees, confirming arena crew, merchandise purchase, special event registration, accommodation, meals, gala dinner, etc.



# Organisation of a Sanctioned Competition of the International Mounted Games Association

## Annex 7: Nations Team Championship

### Nations Team Championship Hosting Order

- 2026 – United States
- 2027 – South Africa
- 2028 – New Zealand
- 2029 – Canada

### NTC Composite Team Coach/Trainer

In the event that a composite, 'United Nations' team is possible based on the Nations' countries Expression of Interest responses and available ponies, then a request for Expressions of Interest (EOI) from coaches/trainers will be publicized.

EOI information **must** include:

- A timeline for EOI submissions
- A description of the selection process
- An outline of the expectations of the selected coach

Unless otherwise indicated by the Nations Team Championship host country, the selected coach/trainer is expected to take responsibility for their own travel and accommodation costs.



# Organisation of a Sanctioned Competition of the International Mounted Games Association

## Annex 8: Games

### Number of Games

Format	Games per heat Qualifying session	Games per heat Semi-final	Games per Final
Team	10		Two finals of 12 races each
Pairs	7	8	10
Individuals	7	8	10

### Selection of games

The IMGA Chief Referee annually selects the games for IMGA sanctioned competitions, and these Games lists are posted on the IMGA website. The selection of games is completed in December of the year prior to the competitions considering input and feedback from the current year's organisers and from IMGA certified referees. The final choice of games rests with the Chief Referee.

### Games lists are created based on the following criteria:

All current Rule Book games may be played up to two times in the qualifying heats

Selected games are balanced according to *Speed*, *Accuracy*, and *Agility* during each heat, semi-final, or final.

### Games List

Game	Team	Pairs	Individuals	Speed	Agility	Accuracy
Agility Aces	✓	✓			●	
Association Race	✓	✓	✓			●
Ball and Cone	✓	✓				●
Ball and Flag	✓	✓	✓	●		●
Ball Swap			✓			●
Bang-A- Balloon	✓	✓		●		
Bank Race	✓	✓	✓			●
Bottle Exchange	✓	✓	✓			●
Bottle Shuttle	✓	✓	✓			●
Bottle Swap	✓	✓	✓			●
Carton Race	✓	✓	✓	●		
Equipment Race	✓	✓				●
Flag Fliers	✓	✓	✓	●		
Founder's Race	✓	✓			●	
Four Flag	✓	✓				●



## Organisation of a Sanctioned Competition of the International Mounted Games Association

Game	Team	Pairs	Individuals	Speed	Agility	Accuracy
Four Flag Runners	✓	✓				●
Hi-Lo	✓	✓	✓			●
Hoopla	✓	✓	✓		◐	◐
Hug-a-Mug	✓	✓	✓	●		
Hug-a-Ball	✓	✓	✓		●	
Hula Hoop	✓	✓	✓		●	
Jousting	✓	✓	✓	●		
Litter Lifters	✓	✓	✓	◐		◐
Litter Scoop	✓	✓	✓	◐		◐
Moat and Castle			✓		●	
Mug Changes	✓	✓	✓			●
Mug Shuffle	✓	✓	✓			●
Pony Express	✓			●		
Pony Pairs	✓	✓		●		
Run and Ride		✓	✓		●	
Socks and Buckets	✓	✓	✓		●	
Speed Weavers	✓	✓	✓	●		
Sword Lancers	✓	✓	✓	●		
Three Mug	✓	✓	✓	◐		◐
Three Pot Flag			✓			●
Toolbox Scramble	✓	✓	✓		●	
Triple Flag			✓			●
Two Flag	✓	✓	✓	●		
Victoria Cross			✓		●	
Windsor Castle	✓	✓			◐	◐

### Summary

Format	Speed	Agility	Accuracy	Total
<b>Team</b>	12	7	15	34
<b>Pairs</b>	11	8	15	34
<b>Individuals</b>	9	7.5	13.5	30
<b>Total</b>	32	22.5	43.5	98
<b>Actual Ratio</b>	1.4	1	1.9	
<b>Desired ratio</b>	1	1	2	

This ratio of 1:1:2, while not entirely accurate, reflects the overall structure of all games. The aim for competitions is to respect this ratio in each heat, semi-final, and final: for every Speed game there should be one Agility game and two Accuracy games. Note that this may be achieved over several heats in the case of heats with not many games.



# Organisation of a Sanctioned Competition of the International Mounted Games Association

## Annex 8: Games

### Other Considerations

In addition to balance, other considerations when selecting and sequencing games for a competition:

- **Ease of set-up** - two games involving bins can be played consecutively
- **Variety** – avoid two consecutive flag games; avoid three consecutive bin games
- **Spectator Appeal** – certain games may be better for public viewing than others. Some may be good for sponsors. These criteria can be discussed with the organisers
- **Individuals competitions** - consider the spacing and number of multi-turn races. Balance these races among sessions, and across Semi-finals and Finals

### Additional Requirements

- *Agility* games are not played consecutively
- Two consecutive *speed* and *accuracy* games are allowed, but not three
- **Speed Weavers** is the first game of the first session of heats and Finals
- Start qualifying sessions with those games which are time-consuming to set up, to provide more time to the Arena Party. A double arena party may also be used i.e. the arena party finishing their session and the arena party just starting theirs.
- Avoid consecutive sessions with the same games unless unavoidable. If the last session of heats and first session of finals are played on the same day, then as far as possible, the games should be different
- **Run and Ride** should be avoided in semi-finals and finals for Pairs and Individuals

### Tie-breaks

Tie-breaks are only run to:

- Decide which riders go into the semi-final or final in the next round of the competition
- No tie-break is required during qualifying heats

Tie-breaks are run:

- To allocate competitors to semi-finals or finals after the qualifying sessions are complete
- To establish overall finishing positions at the end of the competition

### Final game

The final game of all Finals is **Flag Fliers**, which is then re-set and used as the tie-break game if required.



# Organisation of a Sanctioned Competition of the International Mounted Games Association

## Annex 9: Scoring

### Points assignment

#### Formula

- **n** (the number of lanes i.e. teams/pairs/individuals)
- **p** (placing of the team/pair/individual)
- = **S** (score – points awarded to the team/pair/individual)

$$(n + 1) - p = S$$

**Example:** Eight teams – Team places 5th – Team scores 4 points:

$$\begin{aligned}(8 + 1) - 5 &= S \\ (9) - 5 &= 4\end{aligned}$$

#### Chart

**Example - eight lane point assignment:**

<b>Placing</b>	1	2	3	4	5	6	7	8
<b>Points</b>	8	7	6	5	4	3	2	1

**Example – six lane point assignment:**

<b>Placing</b>	1	2	3	4	5	6
<b>Points</b>	6	5	4	3	2	1

### Points for Tied Finishes

- **a** (the number of points awarded to the first of the tied positions)
- + **b** (the number of points awarded for the second of the tied positions)
- divided by the number of tied positions
- = **S** (Score - points awarded to each of the two tied finishers)

$$\frac{a + b}{2} = S$$

**Example:** Tie for 3<sup>rd</sup> place -  $\frac{4+3}{2} = 3.5$

- Points awarded to each of the two tied finishers – 3.5



# Organisation of a Sanctioned Competition of the International Mounted Games Association

## Annex 9: Scoring

### Unequal Heats – Qualifying Sessions

When there are unequal numbers in the heats of a session, scoring for each heat starts at the number of points awarded for the largest heat(s).

**Example:**

	First	Second	Third	Fourth	Fifth	Sixth
<b>Heat 1 6 teams</b>	6	5	4	3	2	1
<b>Heat 2 6 teams</b>	6	5	4	3	2	1
<b>Heat 3 5 teams</b>	6	5	4	3	2	

### Unequal Finals

Once qualifying sessions are completed, the Finals may vary in number of competitors

- Example – 6 / 6 / 5 in the heats may be changed to 8 / 6 / 3 for the finals
- Consistency between the heats is no longer a consideration.
- Scoring **should** be by the default method:

Number of teams	Score downwards from
<b>A Final – 8 teams</b>	8
<b>B Final – 6 teams</b>	6
<b>C Final – 3 teams</b>	3

### “Hors Concours”- “Outside of the Competition”

**Rule Book GR 13**– unscored participation is not permitted at competitions covered by this document due to:

- Potential disruption to others’ safety and performance
- Obstruction
- Loose ponies
- Injury
- Displacement of equipment, etc.



# Organisation of a Sanctioned Competition of the International Mounted Games Association

## Annex 10: Trophies and Presentations

### Award Presentations

- The top placed three teams/riders in each final receive gold, silver, and bronze medals
- Every participating rider **must** receive some sort of souvenir
- Not everyone can win one of the various trophies, but everyone **should** receive a rosette, a medal, or a plaque showing the title of the competition and the year

### Cups and Trophies

#### **World Team Championship Open**

<b>Trophy Name:</b>	<b>Awarded To:</b>
Churchill Cup	Overall World Champions
Derbyshire Cup	Reserve World Champions
Ulster Cup	Highest placed team from original 4 (6) nations *
Douro Cup	Outstanding Horsemanship
Keith Martin Trophy	Outstanding Individual Rider
Clive Jones Memorial Trophy	Winning Open Team Trainer

*\*The original four nations were Canada, Great Britain, Northern Ireland, and the USA. Since 2000, Great Britain has played as England, Scotland, and Wales, so now it's the "original six nations".*

#### **World Team Championship U-18**

- World Team U-18 Champion Trophy

#### **World Pairs Championship**

<b>Age Group</b>	<b>Name of Trophy</b>
Open	Mike Gleadow Memorial Trophy
U18	U18 Champion Trophy
U15	U15 Champion Trophy
U12	U12 Champion Trophy



# Organisation of a Sanctioned Competition of the International Mounted Games Association

## Annex 10: Trophies and Presentations

### *World Individual Championship*

Age Group	Name of Trophy	Awarded to
Open	Eddie Bulled Memorial Trophy	Champion
	Lynn Wilson Memorial Trophy	Highest placed female rider
	Razara Trophy*	Highest placed non-British rider
U18		Champion
	Dapple Trophy (lost)	Youngest rider in final
U15		Champion
	Emma Williams Memorial Trophy	Winning Pony
U12		Champion
	Sunny Memorial Trophy (lost)	Highest placed girl

### *Nations Team Championship*

- Champions – Masterton Duvenage Trophy

### *European Team Championship*

Age Group	Name of Trophy
Open	Open Champion Trophy
U18	U18 Champion Trophy
U-15	U15 Champion Trophy
U-12	U12 Champion Trophy

### *European Individual Championship*

Age Group	Name of Trophy
Open	Open Champion Trophy
U18	U18 Champion Trophy
U15	U15 Champion Trophy
U12	U12 Champion Trophy